

SAFETY GATES & LOCKS

Falls are still the highest cause of injury to children under 5 years of age. This is because young children are still establishing the skills to determine dangers, not just in their homes, but in all environments.

As small children's heads are generally larger than their bodies, entrapment is another injury that occurs when children attempt to get through barrier, gates and balustrades.

Safety Gates

These can be obtained from suppliers of baby safety products and other suppliers. They can be used in a variety of places to prevent access.

Kidsafe recommends that a Safety Gate be used at both the top and bottom of stair wells.



Child Proof Locks


A wide variety of child proof and child resistant locks is available from suppliers of baby safety products and many hardware stores.

Remember not all these products are designed to be "child proof". Children learn by watching and copying your actions. When installing any safety product, assess your child's environment at its own level, and watch what your child is able to do, eg:

- Can he/she open small objects or peel back pieces?
- Is he/she able to squeeze open an object?

This should inform your choice of the right safety product.

Typical Child Resistant Lock for kitchen cupboards



Child Locks are available for many purposes, including:

- Cupboard door knobs of different shapes and sizes,
- Drawers,
- Fridges
- Ovens.

A magnetic lock or a pool gate magnetic lock can also be used for a number of indoor applications.

Half Doors

Also known as Dutch doors, these can be used to prevent children from accessing dangerous areas, without blocking visibility for the parent.

child safety is no accident

Building Code 3.9.2.2




Half doors can be useful in:

- Kitchens
- Bathrooms
- Laundries, and
- Garages

Balustrades



Recently, the only standard for constructing a safety gate was deleted and replaced with a Building Code 3.9.2.2. This Code was subsequently amended to increase the height and width of safety gates.




When balustrades or other barriers are required:

- Height must not be less than 865mm above the nosing of the stair tread or the floor of a ramp.
- Width between slats must be constructed so that the opening does not permit 125mm sphere object to pass through it.

Kidsafe Recommendation

To prevent a child from becoming trapped between the slats (which could happen at 125mm), you might consider a gap of only 100mm (10cm) width.



Kidsafe Tasmania
PO Box 19 Claremont 7011
Ph: 0417 381 721
tas@kidsafe.com.au

child safety is no accident